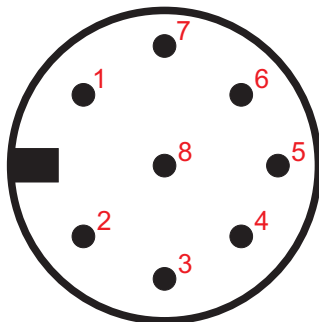


**Drawing ID: R000-220-121**  
**Description: Waterproof connector pinouts**

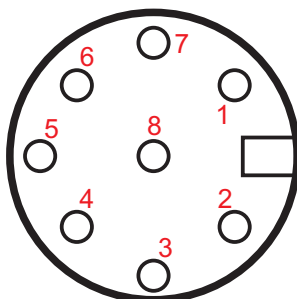
**M12 Rinwire In Socket: Male**



Front view

1. RXA	White
2. RXB	Brown
3. TXA	Green
4. DC+	Yellow
5. DC+	Pink
6. TXB	Grey
7. DC-	Blue
8. DC-	Red

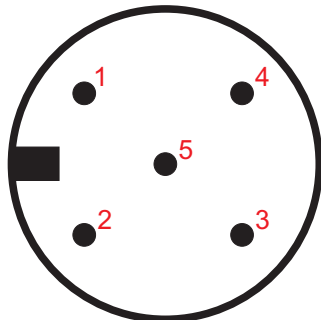
**M12 Rinwire Out Plug: Female**



Front view

1. TXA	White
2. TXB	Brown
3. RXA	Green
4. DC+	Yellow
5. DC+	Pink
6. RXB	Grey
7. DC-	Blue
8. DC-	Red

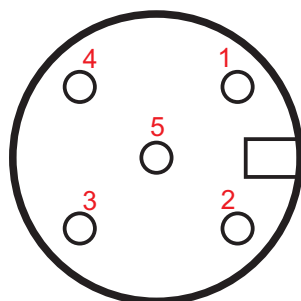
Note: Cables used with these sockets are wired straight through.



Front view

### M12 Analog Loadcell Socket: **Male** (Loadcell End)

1. EX+	Red
2. SIG+	Green
3. EX-	Black
4. SIG-	White
5. SHIELD	Yellow



Front view

### M12 Analog Loadcell Plug: **Female** (Indicator End)

1. EX+	Red
2. SIG+	Green
3. EX-	Black
4. SIG-	White
5. SHIELD	Yellow

### M12 Analog Loadcell Plug: **Female** (Indicator End) **obsolete** colour code

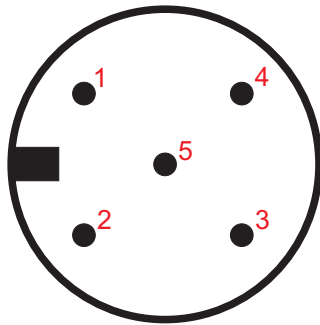
1. EX+	Red
2. SIG+	Blue
3. EX-	Orange
4. SIG-	Black
5. SHIELD	Braid

#### RINSTRUM PTY LTD

41 Success Street Acacia Ridge QLD 4110 AUSTRALIA  
 PO Box 300 Archerfield QLD 4108 AUSTRALIA  
 Telephone: + 61 7 3216 7166 Facsimile: + 61 7 3216 6211  
 Email: [sales@rinstrum.com](mailto:sales@rinstrum.com) [www.rinstrum.com](http://www.rinstrum.com)

Copyright ©2003 Rinstrum Pty Ltd ABN 36 056 392 511

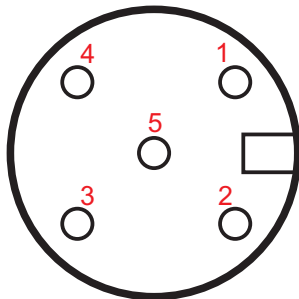
**R000-220-121**



Front view

### M12 Digital Input Socket: **Male** (Indicator End)

1. IN1+	Red
2. IN2+	Green
3. IN1-	Black
4. IN2-	White
5. N/C	Yellow



Front view

### M12 Digital Input Plug: **Female**

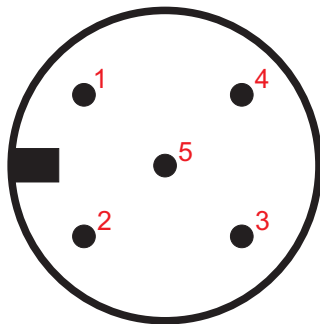
1. IN1+	Red
2. IN2+	Green
3. IN1-	Black
4. IN2-	White
5. N/C	Yellow

#### RINSTRUM PTY LTD

41 Success Street Acacia Ridge QLD 4110 AUSTRALIA  
PO Box 300 Archerfield QLD 4108 AUSTRALIA  
Telephone: + 61 7 3216 7166 Facsimile: + 61 7 3216 6211  
Email: [sales@rinstrum.com](mailto:sales@rinstrum.com) [www.rinstrum.com](http://www.rinstrum.com)

Copyright ©2003 Rinstrum Pty Ltd ABN 36 056 392 511

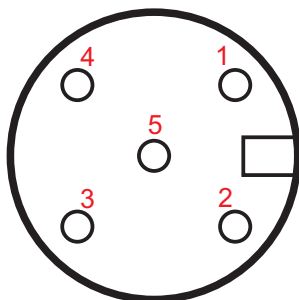
**R000-220-121**



Front view

### M12 Digital Output Socket: **Male** (Indicator End)

1. COM+	Red
2. OUT1	Green
3. COM-	Black
4. OUT2	White
5. OUT3	Yellow



Front view

### M12 Digital Output Plug: **Female**

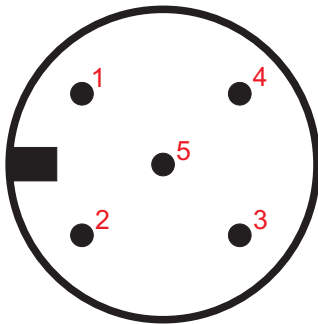
1. COM+	Red
2. OUT1	Green
3. COM-	Black
4. OUT2	White
5. OUT3	Yellow

#### RINSTRUM PTY LTD

41 Success Street Acacia Ridge QLD 4110 AUSTRALIA  
 PO Box 300 Archerfield QLD 4108 AUSTRALIA  
 Telephone: + 61 7 3216 7166 Facsimile: + 61 7 3216 6211  
 Email: [sales@rinstrum.com](mailto:sales@rinstrum.com) [www.rinstrum.com](http://www.rinstrum.com)

Copyright ©2003 Rinstrum Pty Ltd ABN 36 056 392 511

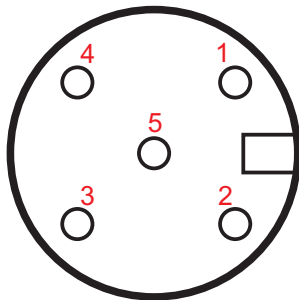
**R000-220-121**



Front view

### M12 Serial Port Socket: **Male**

1. DC+ (If Fitted)	Red
2. TXD	Green
3. GND	Black
4. RXD / DTR	White
5. SHIELD	Yellow



Front view

### M12 Serial Port Plug: **Female** (Indicator End)

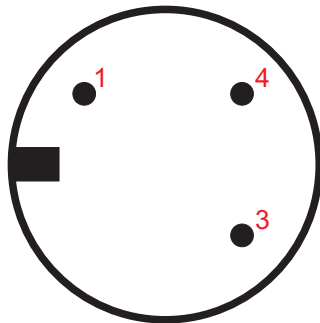
1. DC+ (If Fitted)	Red
2. TXD	Green
3. GND	Black
4. RXD / DTR	White
5. SHIELD	Yellow

#### RINSTRUM PTYLTD

41 Success Street Acacia Ridge QLD 4110 AUSTRALIA  
 PO Box 300 Archerfield QLD 4108 AUSTRALIA  
 Telephone: + 61 7 3216 7166 Facsimile: + 61 7 3216 6211  
 Email: sales@rinstrum.com www.rinstrum.com

Copyright ©2003 Rinstrum Pty Ltd ABN 36 056 392 511

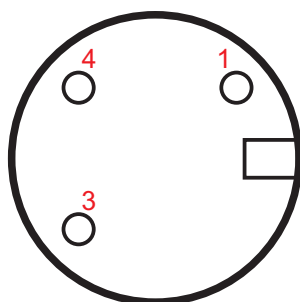
**R000-220-121**



Front view

**M12 DC Power Input Socket: Male**  
(Indicator End)

- |        |       |
|--------|-------|
| 1. DC+ | Red   |
| 3. DC- | White |
| 4. N/C | Black |



Front view

**M12 DC Power Plug: Female**

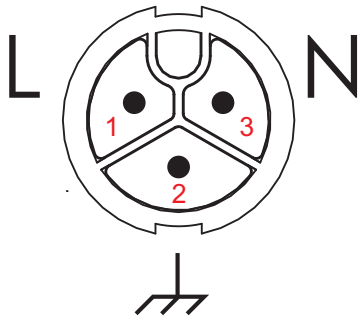
- |        |       |
|--------|-------|
| 1. DC+ | Red   |
| 3. DC- | White |
| 4. N/C | Black |

**RINSTRUM PTY LTD**

41 Success Street Acacia Ridge QLD 4110 AUSTRALIA  
PO Box 300 Archerfield QLD 4108 AUSTRALIA  
Telephone: + 61 7 3216 7166 Facsimile: + 61 7 3216 6211  
Email: [sales@rinstrum.com](mailto:sales@rinstrum.com) [www.rinstrum.com](http://www.rinstrum.com)

Copyright ©2003 Rinstrum Pty Ltd ABN 36 056 392 511

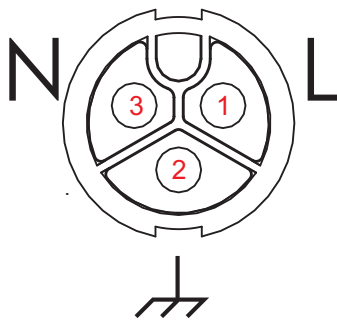
**R000-220-121**



Front view

**LTW AC Power Input Socket: Male**  
(Indicator End)

- |   |            |       |
|---|------------|-------|
| ↗ | 1. Line    | Brown |
|   | 2. Earth   | Green |
|   | 3. Neutral | Blue  |



Front view

**LTW AC Power Input Plug: Female**

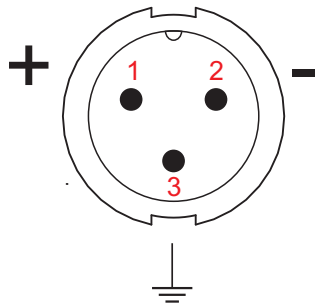
- |   |            |       |
|---|------------|-------|
| ↗ | 1. Line    | Brown |
|   | 2. Earth   | Green |
|   | 3. Neutral | Blue  |

**RINSTRUM PTYLTD**

41 Success Street Acacia Ridge QLD 4110 AUSTRALIA  
 PO Box 300 Archerfield QLD 4108 AUSTRALIA  
 Telephone: + 61 7 3216 7166 Facsimile: + 61 7 3216 6211  
 Email: sales@rinstrum.com www.rinstrum.com

Copyright ©2003 Rinstrum Pty Ltd ABN 36 056 392 511

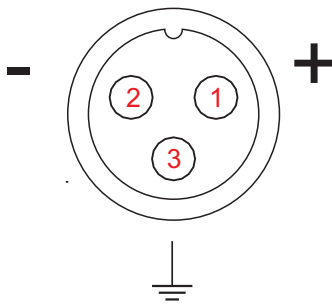
**R000-220-121**



Front view

LTW DC Power Input Socket: **Male**  
(Indicator End)

- |          |       |
|----------|-------|
| 1. DC+   | Red   |
| 2. DC-   | Black |
| 3. Earth | Green |



Front view

LTW DC Power Input Plug: **Female**

- |          |       |
|----------|-------|
| 1. DC+   | Brown |
| 2. DC-   | Black |
| 3. Earth | Green |

**RINSTRUM PTYLTD**

41 Success Street Acacia Ridge QLD 4110 AUSTRALIA  
 PO Box 300 Archerfield QLD 4108 AUSTRALIA  
 Telephone: + 61 7 3216 7166 Facsimile: + 61 7 3216 6211  
 Email: sales@rinstrum.com www.rinstrum.com

Copyright ©2003 Rinstrum Pty Ltd ABN 36 056 392 511

**R000-220-121**