










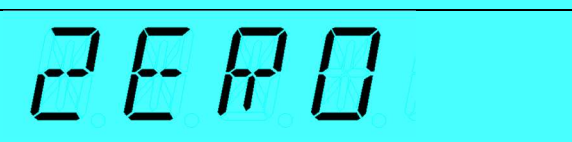

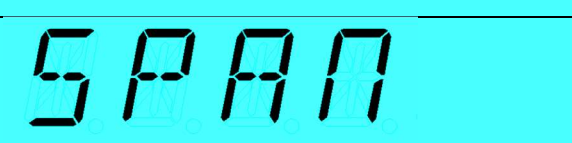









Quick Calibration Sheet – C3 Series US Version

 SELECT	LONG PRESS SELECT KEY, OPER WILL BE DISPLAYED.	
 SELECT	SHORT PRESS SELECT TWICE TO DISPLAY FULL.	
 OK	PRESS F1 [OK] KEY TO ACCEPT FULL SETUP.	
 ZERO	PRESS ZERO KEY 2 TIMES TO GET TO SCALE.	
 TARE	PRESS TARE KEY THREE TIMES TO GET TO CAL. SCALE MUST BE EMPTY.	
 SELECT	PRESS THE SELECT KEY ONCE THEN PRESS F1 TWICE. (<i>'Z IN P'; ZERO CAL CAPTURE</i>)	
 	PRESS F2 KEY ONCE THEN PRESS SELECT TO SHOW SPAN. PRESS F1 KEY ONCE TO ENTER SPAN.	
 OK	SPAN CAL: (APPLY WEIGHTS) PRESS F1 KEY TO ACCEPT SPAN WEIGHTS.	
ENTER WEIGHT VALUE		 USE ARROW KEYS AND OK TO ENTER
 OK	PRESS F1 KEY TO CAPTURE SPAN. (<i>'S IN P'; SPAN CAL CAPTURE</i>)	
 	PRESS F2 ONCE TO BACK OUT OF SPAN CAL THEN <u>PRESS AND HOLD</u> <u>POWER & F2</u> TO SAVE AND EXIT.	