




























**R400 SERIES (K4xx FIRMWARE)
ZERO/SPAN Calibration Procedure**

Start with indicator powered on and in normal weighing mode

1	 + 	Press (Power & "F3" key) together for 2 seconds to access full setup	
2	 2x	Press ZERO key (2X)	
3	 3x	Press TARE key (3X)	
4	 1x	Press GROSS/NET Key (1X)	
5	 1x	Press OK key (1X)	
6	Remove all weight from the scale platform		
7	 1x	Press OK key (1X)	
8	 1x	Press OK key (1X)	
9	 1x	GROSS/NET key (1X)	
10	 1x	Press OK key (1X)	
11	Add calibration weight to scale platform		
12	 1x	Press OK key (1X)	
13	  1x	Enter desired SPAN weight Press OK key (1X)	
14	 1x	Press OK key (1X)	
15		Press (Power key) to exit full setup	